


Verderhus Stainless Steel

HSB-80-80-A



Description

Verderhus stainless steel screw centrifugal pumps combine the best features of centrifugal and positive displacement pumps. They define a new standard for low head, high flow pumps. The Verderhus pumps have a large clearance screw impeller, which gently feeds product into the pump chamber. This allows the product to be efficiently transferred into the discharge line and allows for large solids to be easily pumped. The screw design impeller is ideal for high solid contents and viscous liquids. It produces a high efficiency, low NPSHr pump, lowering both energy usage and operational costs, generating a lower overall cost of ownership.


Features and benefits

- Large solid handling with <10% sludge, <30% slurry
- Gentle, low shear pumping, meaning lesser damage to the fluid
- Low energy use compared to other technologies
- Low abrasive wear meaning reduced maintenance costs
- Corrosion resistant stainless steel for aggressive chemical handling

Technical data


Ambient operating temperature	-5 to 40 °C	Max viscosity	3000 cP
Fluid temperature	-20 to 100 °C	Maximum solid size	64 mm
Maximum pump noise	up to 68 dB	Solid content percentage	Sludge: 10% - Slurry: 30%
Max. flows	72 m³/h	Max. head	20 mwc

VERDERHUS®



Verderhus Stainless Steel

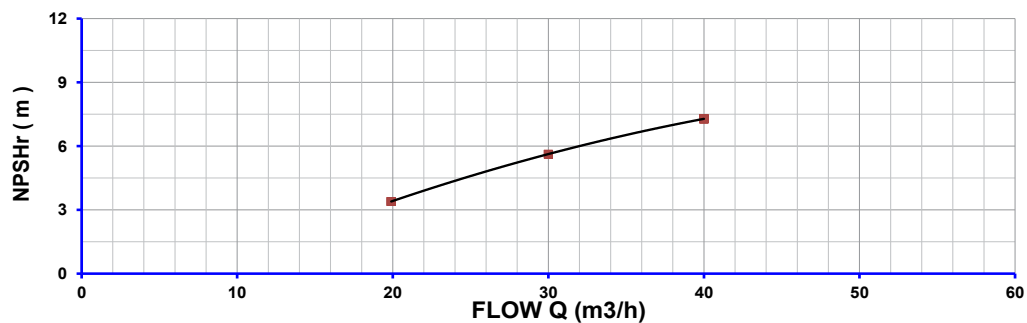
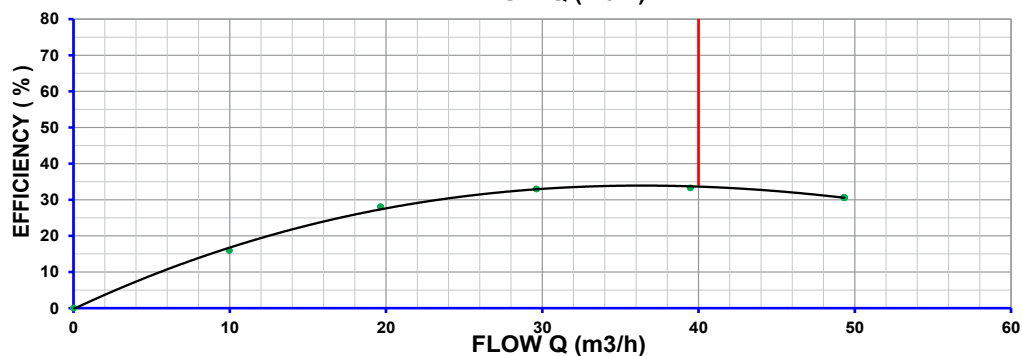
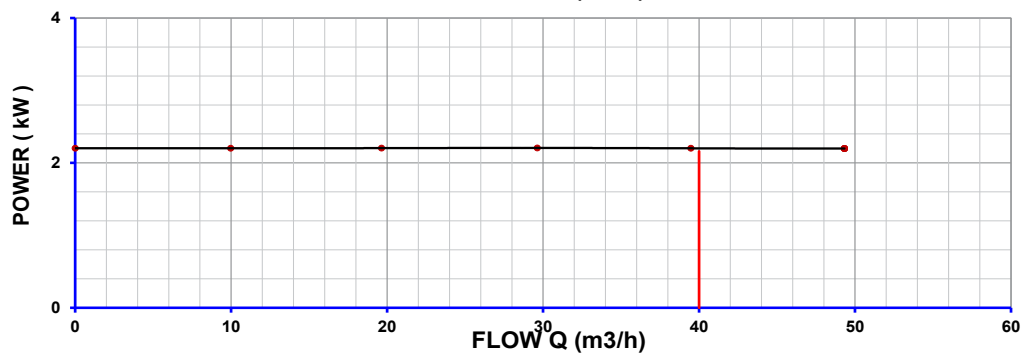
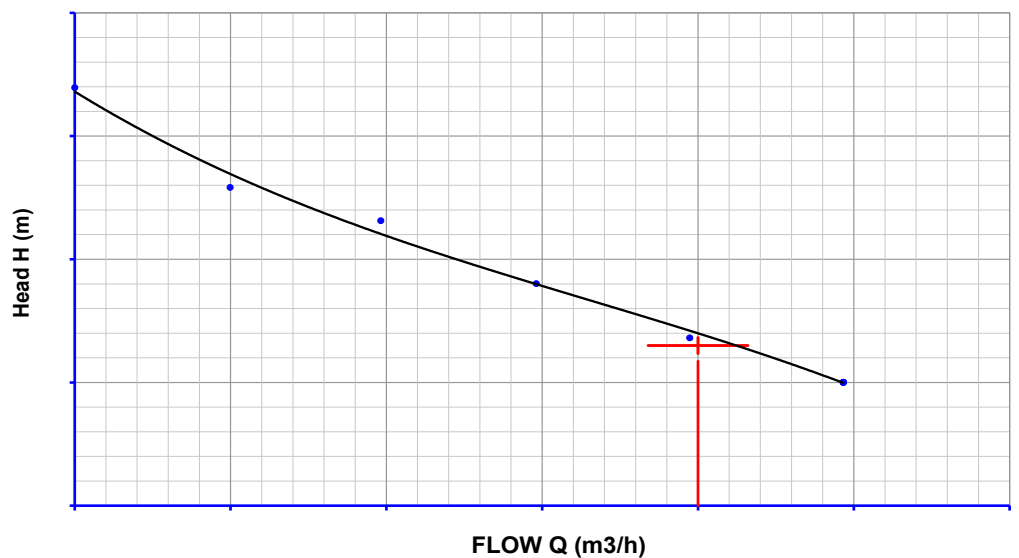
HSB-80-80-A



VERDERHUS®


Performance curve

Pump Type	80-80 A
Speed	2900
Test Standard	ISO 9906 (class 2B)



Verderhus Stainless Steel

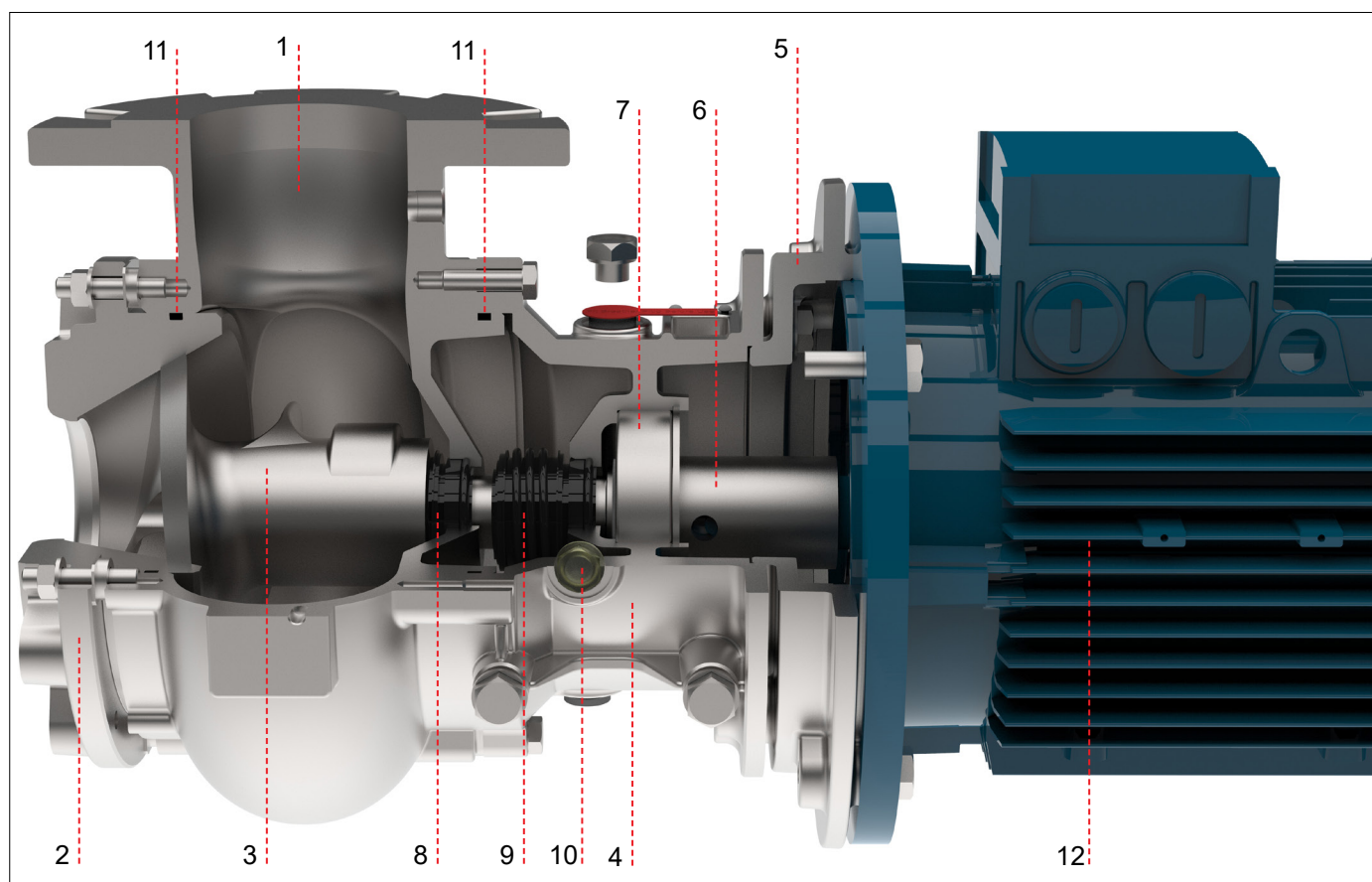
HSB-80-80-A



VERDERHUS®

Item No.	Description	Standard Materials / Dimensions
1	Impeller housing/Cone*	Stainless Steel 1.4408 (316) (Nitrided)
	Suction flange	DN50 PN10
	Discharge flange	G2" BSPP
2	Intake Socket*	Stainless Steel 1.4408 (316) (Nitrided)
3	Impeller*	Stainless Steel 1.4408 (316) (Nitrided)
4	Bearing housing*	Stainless Steel 1.4408 (316) (Nitrided)
5	Transition flange	Stainless Steel 1.4408 (316)
6	Drive shaft	Stainless Steel 1.4435 (AISI 316L)
7	Bearing	Single Row Deep Groove Ball Race-Sealed for Life
8	Mechanical seal-product side	Silicon Carbide/Silicon C'arbide/VITON
9	Mechanical seal-motor side	Carbon/Ceramic/NBR
10	Oil Chamber	Industrial gear oil 150
11	O-rings material	FPM
12	Motor options and overall pump weight (WEG W22 IE3 motors)	With IEC80 Motor: 41 Kg With IEC90 Motor: 50 Kg With IEC100 Motor: 58 Kg With IEC112 Motor: 80 Kg
	Mounting frame	Steel S275 JR

* Impeller housing, Intake socket, Impellers and Bearing housing will now be Nitrided as standard to increase wear resistance and surface hardness.




Sectional view of Impeller Housing Assembly

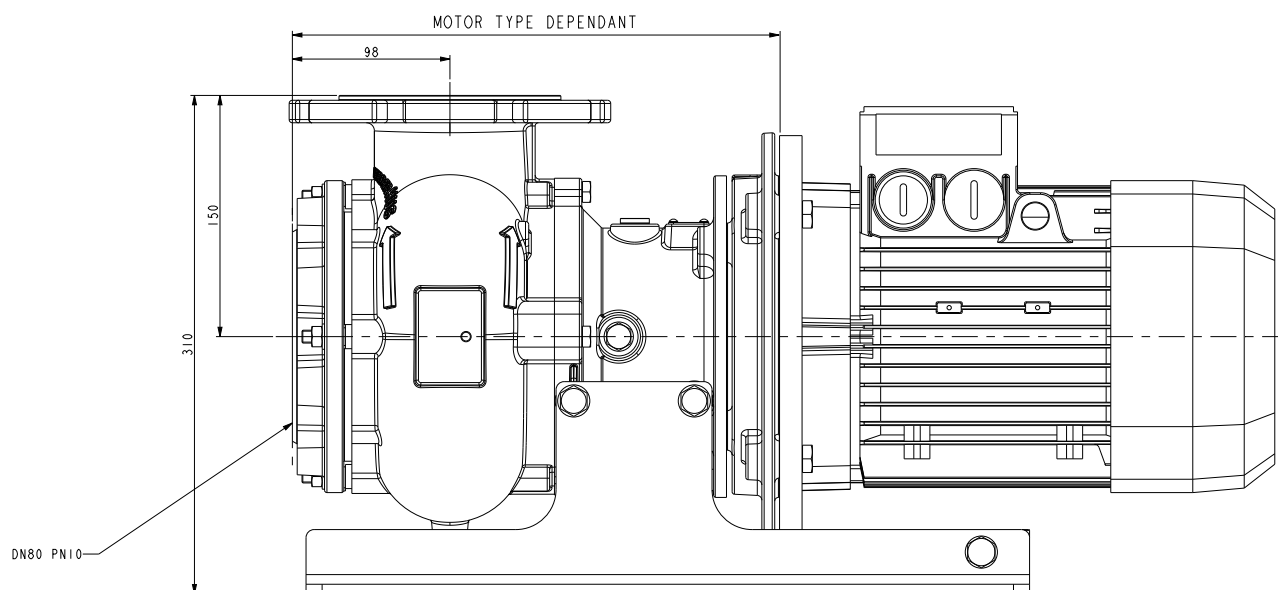
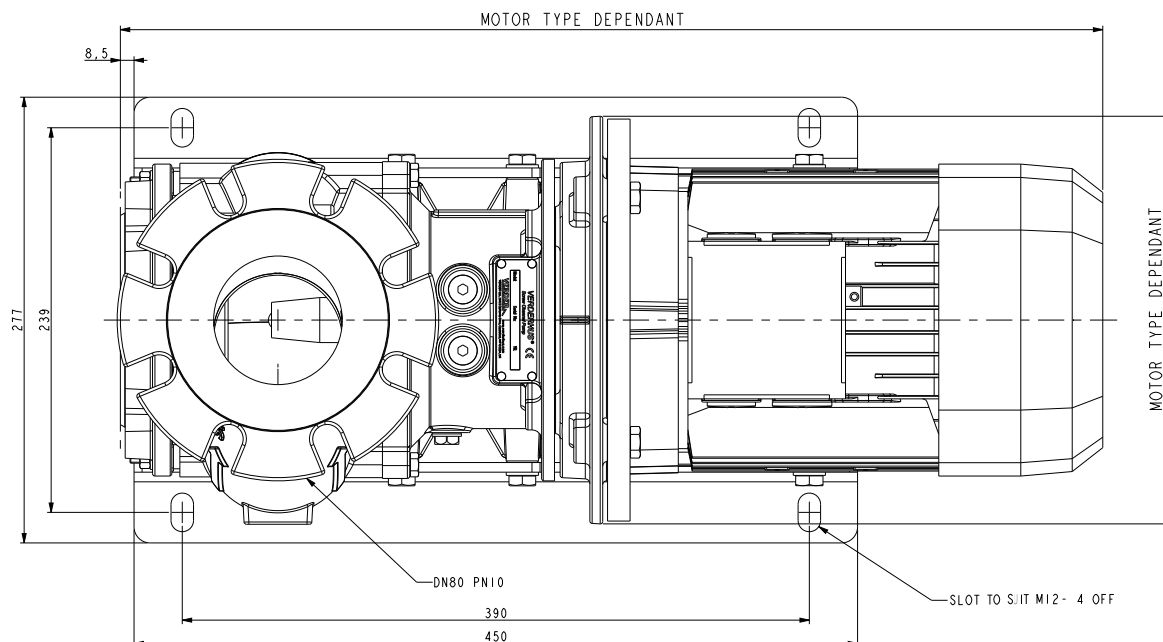


Verderhus Stainless Steel

HSB-80-80-A



VERDERHUS®



All dimensions are in mm.

All dimensions and weights are for guidance only.

136-VH-SS_HSB_80_80_A_Technosheet_rev03_2020_(eu)



lobe

Danmark
Lobe ApS
Tlf. +45 7684 3484
Mail: sales@lobe.dk
www.lobe.dk

Norge
Lobe AS
Tlf. +47 6710 5000
Mail: sales@lobe.no
www.lobe.no

VERDER
passion for pumps