


Verderhus Stainless Steel

HSB-100-80-A



VERDERHUS®

Description

Verderhus stainless steel screw centrifugal pumps combine the best features of centrifugal and positive displacement pumps. They define a new standard for low head, high flow pumps. The Verderhus pumps have a large clearance screw impeller, which gently feeds product into the pump chamber. This allows the product to be efficiently transferred into the discharge line and allows for large solids to be easily pumped. The screw design impeller is ideal for high solid contents and viscous liquids. It produces a high efficiency, low NPSHr pump, lowering both energy usage and operational costs, generating a lower overall cost of ownership.

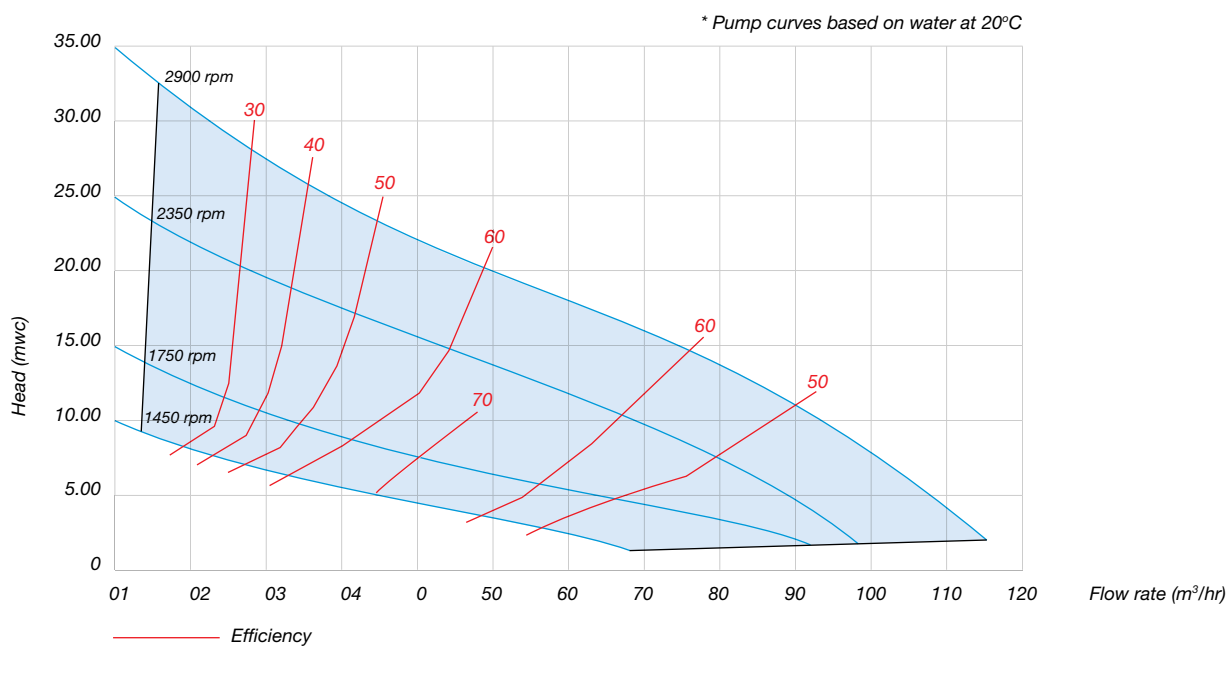
Features and benefits

- Large solid handling with <10% sludge, <30% slurry
- Gentle, low shear pumping, meaning lesser damage to the fluid
- Low energy use compared to other technologies
- Low abrasive wear meaning reduced maintenance costs
- Corrosion resistant stainless steel for aggressive chemical handling

Technical data


Ambient operating temperature	-5 to 40 °C	Max viscosity	3000 cP
Fluid temperature	-20 to 100 °C	Maximum solid size	64 mm
Maximum pump noise	up to 70 dB	Solid content percentage	Sludge: 10% - Slurry: 30%
Max. flows	115 m ³ /h	Max. head	34 mwc

Performance curve



Verderhus Stainless Steel


HSB-100-80-A



VERDERHUS®

Item No.	Description	Standard Materials / Dimensions
1	Impeller housing/Cone* Suction flange	Stainless Steel 1.4408 (316) (Nitrided) DN100 PN10
	Discharge flange	DN80 PN10
2	Intake Socket*	Stainless Steel 1.4408 (316) (Nitrided)
3	Impeller*	Stainless Steel 1.4408 (316) (Nitrided)
4	Cooling Flange*	Stainless Steel 1.4408 (316) (Nitrided)
5	Bearing housing*	Stainless Steel 1.4408 (316) (Nitrided)
6	Transition flange	Stainless Steel 1.4408 (316)
7	Drive shaft	Stainless Steel 1.4435 (AISI 316L)
8	Bearing	Single Row Deep Groove Ball Race-Sealed for Life
9	Mechanical seal-product side	Silicon Carbide/Silicon Carbide/VITON
10	Mechanical seal-motor side	Carbon/Ceramic/NBR
11	Oil Chamber	Industrial gear oil 150
12	O-rings material	FPM
13	Motor options and overall pump weight (WEG W22 IE3 motors)	With IEC100 Motor: 122 Kg With IEC112 Motor: 127 Kg With IEC132 Motor: 170 Kg
	Mounting frame	Steel S275 JR

* Impeller housing, Intake socket, Impellers, Bearing housing and Cooling flange will now be Nitrided as standard to increase wear resistance and surface hardness.



Sectional view of Impeller Housing Assembly



