


Pump series FP2




Characteristics

These pumps have stainless steel 316L pump casings constructed in thick cold rolled plate, 100% non-porous and extremely smooth. The pumps have open investment cast impellers, constructed in 316L or duplex materials. Thanks to its crevice-free design and electropolishing as a final surface treatment, the FP2 pump series are perfectly cleanable, resulting in a reliable component for your food production process.



FP2

- 1 Electropolished, easy to clean construction, no bacteria traps and no small clearances in order to clean the area around the O-ring
- 2 Pressed stainless steel in 2B quality plate, extremely smooth
- 3 Large seal cavity to clean mechanical seal properly
- 4 Monobloc execution with std. IEC motors
- 5 Standardized mechanical seals to EN 12756
FDA approved bellow mechanical seals or sterile O-ring seals (spring not in contact with the liquid)
- 6 One seal diameter: Ø 33 mm, except for
250 types: Ø 43 mm
315 types: Ø 70 mm



Your benefits

- High pump efficiency resulting in lower energy consumption
- Low NPSH values: less risk on cavitation
- Electropolished: perfectly cleanable
- Easy construction and easy maintenance: less downtime
- Standard components
- Easy to install
- Standardized seals guaranteeing worldwide easy availability and low spare parts prices
- Robust construction

Application areas

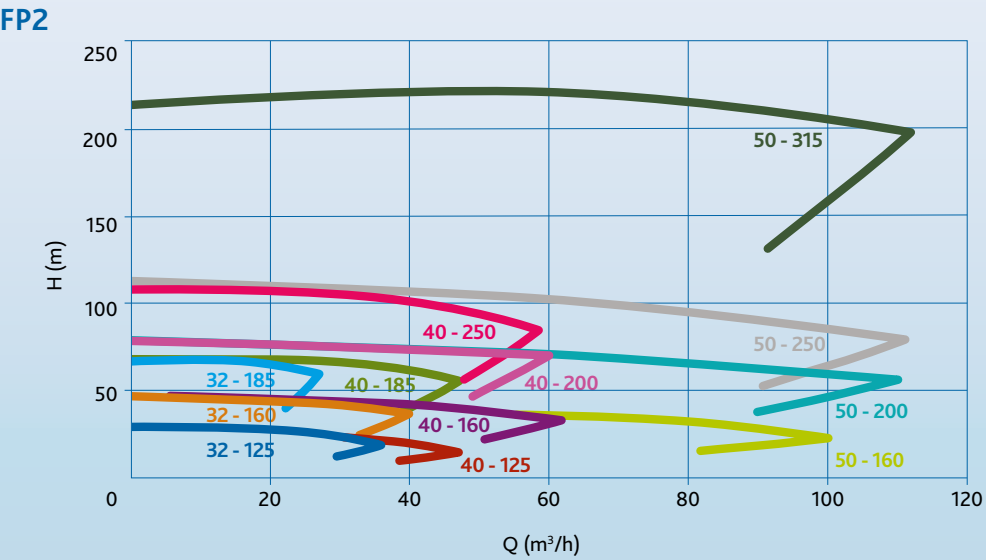
The Packo process pumps of the FP2 series are used in the most demanding hygienic applications in almost all industries such as dairies, breweries, beverage industry, distilleries, etc.

They are the ideal solution for filtration applications, pasteurisation, evaporating systems, yeast propagation and for CIP cleaning systems as well.

Typical applications include filtration of beer, wine and fruit juices as well as pumping yeast, whey and curd.

Pump series	FP2
Performance	
max. flow rate	110 m³/h
max. differential head	220 m
max. inlet pressure	13 bar
max. liquid viscosity	1000 cP
max. temperature	140°C
impeller type	open
max. free passage	22 mm
max. motor power	90 kW
max. speed	3000/3600 rpm
available frequency	50/60 Hz
Technical specifications	
materials wetted parts	stainless steel 316L or similar
mechanical seal configuration	single bellow, sterile, quench, double
available material O-ring	EPDM, FKM, FEP-FKM, FFKM, Silicone
connections	hygienic fittings
surface finish	hygienic quality, internal welds hand polished + electropolished (casing 0.8 µm - impeller 3.2 µm)
certificates & legislation	

Performance curves at 2900 rpm



Danmark
Lobe ApS
Tlf. +45 7684 3484
Mail: sales@lobe.dk
www.lobe.dk

Norge
Lobe AS
Tlf. +47 6710 5000
Mail: sales@lobe.no
www.lobe.no