


JEC - Always a Step Ahead

JWP SERIES WFI PUMPS



JEC
P U M P S

A VERDER COMPANY

3IP

High Pride
Higher Performance
The Highest Quality



JEC Ltd. specialise in the field of sanitary pumps.

JEC was established in 1990 and started producing sanitary pumps utilising precision cast and pressed parts for the first time in Korea. Since then JEC has been successfully supplying to the process industries centrifugal, rotary, twin screw and self-priming pumps, as well as blenders. JEC pumps are now renowned for reliability both for general duties and special application. JEC's success is built upon high quality manufacture and customer satisfaction Our policy is one of long term vendor partnerships.

Good relations with our customers are prerequisite our growth.
JEC considers exchanging ideas their customers of the highest importance.
It is our belief JEC customers support fully meets customer expectations and contributes towards their prosperity.
We are always striving to make every effort to start new initiatives.

The JEC philosophy is one of continuous improvement and keeping promises.



Our pride is created by high quality !

In all sectors of the beverage, dairy, pharmaceutical and food processing industries, JEC JWP Series pumps have been proven successful by absolute reliability, low energy consumption, perfect CIP clean ability and low noise level. Special feature of the JEC pumps is high efficiency which gives low energy consumption. The basis for this is the double curved impeller and modular design. The design reduces friction and turbulence, and gives a better suction capacity (low NPSH) at the same time as the pumped product is handled very gently. Further, unique front-loading seal design gives less downtime, faster maintenance and easier cleaning by removing only the front cover, impeller and product seal can be fully accessed from the front of the pump without dismantling the process line.

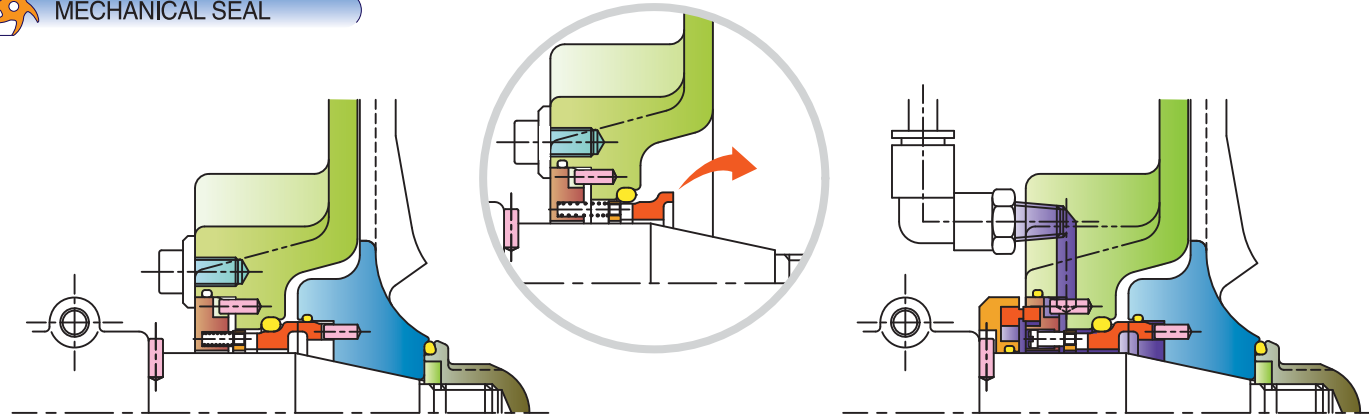


JWP series Centrifugal Pumps

JEC - Always a Step Ahead

- The JEC JWP Series pumps are ideal for hygienic application in field of dairy, food, pharmaceutical and other industries where acid-proof steel is resistant to the liquids to be pumped.
- The pumps come from long-term developed activities and experiences in the production of pumps combined with accumulated knowledge of products and their process.
- Ensures totally cleanable and self-draining for CIP and SIP so as to meet EHEDG and 3-A standards.
- All parts in contact with the liquid-Casing, Front Cover, impeller and shaft-are made of SUS316L stainless steel.
- Only one size of shaft seal is required for all JWP series, so keeping a few parts in stock is simple and economical.
- Unique front-loading product seal gives benefits of faster maintenance, easier cleaning and less downtime. Without disconnecting the process line, both impeller and product seals can be fully accessed from the front of the pump by removing only the front cover.
- Further a self-balanced singles seal can be easily changed to double seal in minutes with just a few extra parts.
- Packing of EPDM standard is designed for repeated SIP and conditions Other materials are available as required.
- The pump can deliver capacities up to 100m³/hr and head up to 100m.

MECHANICAL SEAL



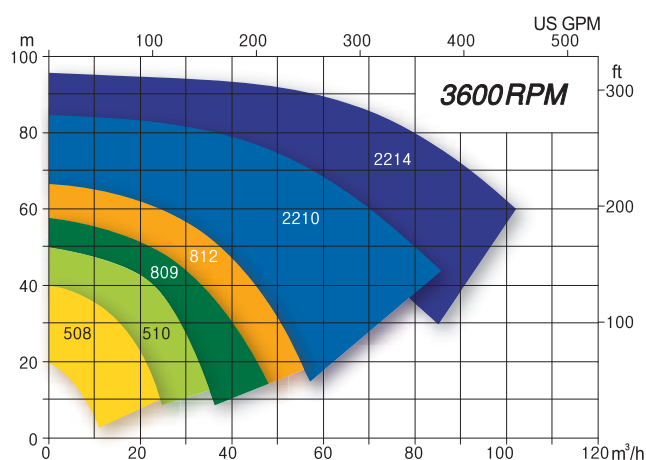
Standard Mechanical Seal

- Face materials
SiC/Carbon(STD), Optional - SiC/SiC

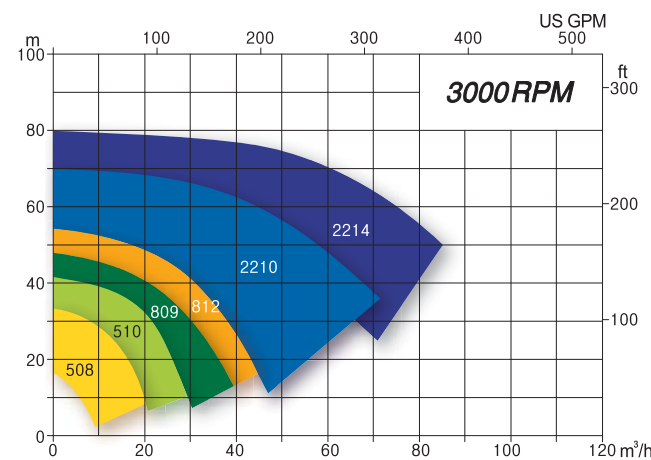
Flushed Mechanical Seal

- Elastomers
EPDM(STD), Optional - FPM, Perfluoro, Karlez


PERFORMANCE CURVES



Performance data refer to water at 20°C, Permissible tolerance $\pm 5\%$



*“The higher the precision
the longer the span of product life”*



JWP Series WFI Pump

Unique Seal
Self-balanced Front Loading

Compact, Rigid Shaft

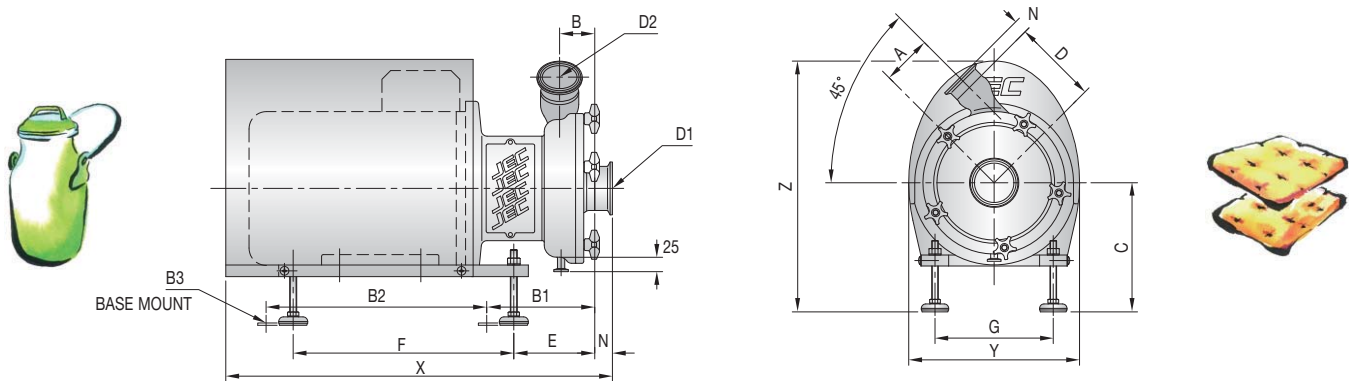


Our pride is created
by high quality!

JEC Sanitary Pumps



"The reliable choice for your process"



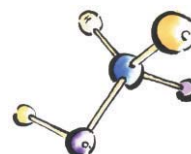
■ OUTLINE DIMENSION

Model NO.	MOTOR/KW (B3B5)	Dimension												
		A	B	C±1.5	D	E	F	G	X	Y	Z	B1	B2	B3
JWP508	0,75/1,1	73	56	190	135	125	265	140	450	242	360	160	265	Ø13
JWP508	1,5/2,2	73	56	190	135	125	265	140	540	242	416	164	265	Ø13
JWP508	3	73	56	190	135	125	265	140	540	242	416	164	265	Ø13
JWP510	4	73	56	230	135	128	300	190	613	292	444	167	300	Ø13
JWP809	4	91	60	230	155	128	300	190	560	292	395	163	300	Ø13
JWP809	5,5/7,5	91	60	260	155	140	380	216	665	361	481	196	380	Ø17,5
JWP812	11/15/18,5	91	60	290	155	198	464	256	820	412	589	270	464	Ø17,5
JWP2210	7,5	114	65	260	185	140	380	216	685	361	437	196	380	Ø17,5
JWP2210	11/15/18,5	114	65	290	185	198	464	254	845	412	467	254	464	Ø17,5
JWP2214	22	114	65	310	185	203	477	285	900	480	670	270	477	Ø17,5
JWP2214	30/37	114	65	330	185	175	570	318	960	472	700	242	570	Ø17,5

* Note : B1, B2, B3 for basemount version

■ PORT SIZE & WEIGHT

Model NO.	MOTOR/KW (B3B5)	D1xD2 / STD.	D1xD2 / ALT.	WEIGHT KG	VOLUME M³	CONNECTIONS / N							
						SIZE	CLAMP	IDF	DIN	SMS	BS	FLANGE	
JWP508	0,75/1,1	2"x1,5"	2"x2"	40	0,03	1,5"	20	25	30	20	26	30	
JWP508	1,5/2,2	2"x1,5"	2"x2"	44/47	0,04	2"	22	27	30	22	26	30	
JWP508	3	2"x1,5"	2"x2"	56	0,05	2,5"	26	26	37	26	26	35	
JWP510	4	2"x1,5"	2"x2"	65	0,05	3"	28	28	42	28	26	40	
JWP809	4	2"x2"	2,5"x2"	74	0,06	4"	28	28	45	35	26	54	
JWP809	5,5/7,5	2,5"x2"	2,5"x2,5"	90/95	0,09								
JWP812	11/15/18,5	2,5"x2,5"	3"x2,5"	144/154/174	0,14								
JWP2210	7,5	3"x2,5"	3"x2,5"	106	0,09								
JWP2210	11/15/18,5	3"x2,5"	3"x3"	155/165/185	0,14								
JWP2214	22	3"x3"	4"x3"	213	0,17								
JWP2214	30/37	3"x3"	4"x3"	278	0,23								



JEC
P U M P S

A VERDER COMPANY

15-26, Beodeul-ro 1362, Paltan-myun, Hwaseong-si, Gyeonggi-do, 18578, Rep. of Korea
Tel:+82-31-355-0316, Fax:+82-31-355-0319, www.jecpump.com, E-mail:jec@jecpump.com

lobe

Danmark
Norge

Lobe ApS
Lobe AS

Tlf. +45 7684 3484
Tlf. +47 6710 5000

Mail: sales@lobe.dk
Mail: sales@lobe.no

www.lobe.dk
www.lobe.no