

# JEC - Always a Step Ahead

JEP SERIES CENTRIFUGAL PUMPS

JEPS SERIES SELF-PRIMING CENTRIFUGAL PUMPS




**JEC**  
P U M P S

A VERDER COMPANY

# 3IP

High Pride  
Higher Performance  
The Highest Quality



JEC Ltd. specializes in the field of sanitary pumps.

JEC was established in 1990 and started producing sanitary pumps utilizing precision cast and pressed parts for the first time in Korea. Since then JEC has been successfully supplying to the process industries centrifugal, rotary and self-priming pumps, as well as blenders. JEC pumps are now renowned for reliability both for general duties and special applications. JEC's success is built upon high quality manufacture and customer satisfaction. Our policy is one of long term vendor partnerships.

Good relations with our customers are prerequisite to our growth.

JEC considers exchanging ideas their customers of the highest importance.

It is our belief JEC fully supports to meet customers' expectations and contributes towards their prosperity.

We are always striving to make every effort to start new initiatives.

The JEC philosophy is one of continuous improvement and keeping promises.





## Our pride is created by high quality!

In all sections of the beverage and food processing industries, the JEC JEP series pumps have proven successful by reliability, perfect CIP clean ability and low noise level. The special feature of the JEP series is high efficiency which gives low energy consumption by the unique spiral-shaped casing and the double curved impeller are handled products very gently. Further, improved unique front-loading seal is same as JCP series.

The JEC JEPS series self-priming pumps have proven successful by unique airscrew and liquid ring chamber with standard centrifugal pump impeller. There are many advantages than side channel pumps.





# JEP/JEPS series Centrifugal Pumps

JEC - Always a Step Ahead


## JEP SERIES

- The JEC JEP series pumps are ideal for hygienic application in field of dairy, food, beverage and other industries.
- The pumps come from long-term developed activities and experiences in the production of pumps combined with accumulated knowledge of products and their process.
- Ensures totally cleanable and self-draining for CIP and SIP so as to meet EHEDG and 3-A standards.
- All parts in contact with the liquid- casing, impeller and cover-are made of AISI316 stainless steel.
- Only one size of shaft seal is required for all JEP/JEPS series, so keeping a few parts in stock is simple and economical.
- Improved which isolated from case, impeller and shaft by gasket, unique front-loading product seal gives benefits of faster maintenance, easier cleaning, less downtime, and longer seal life. Without disconnecting the process line, both impeller and product seals can be fully accessed from the front of the pump by removing only the front cover.
- Further a self-balanced single seal can be easily changed to double seal in minutes with just a few extra parts.

## JEPS SERIES

- Modern and simple construction.
- Various changeable impeller size.
- Lower noise level and power consumption.

*“The higher the precision  
the longer the span of product life”*



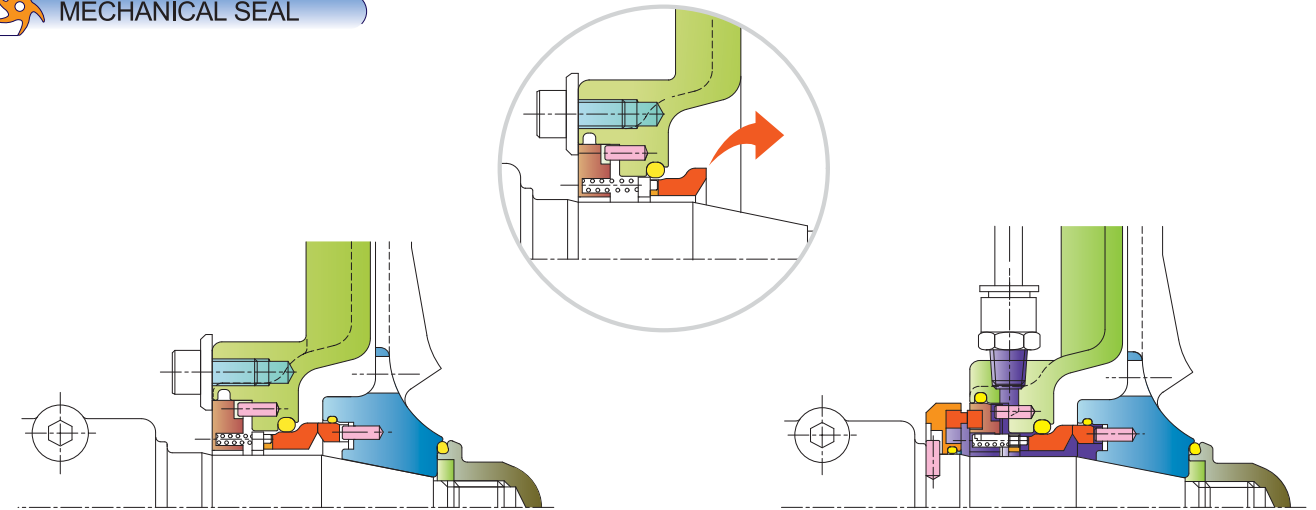
JEP Series Centrifugal Pump

Unique Seal  
Self-balanced Front Loading

JEPS Series

Compact, Rigid Shaft  
with Airscrew

## MECHANICAL SEAL



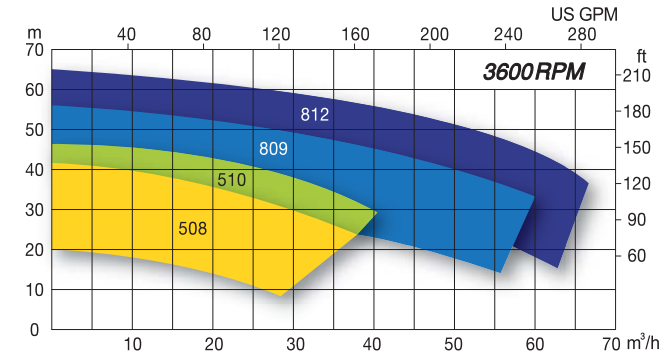
Standard Mechanical Seal

- Face materials  
SiC/Carbon(STD), Optional - SiC/SiC

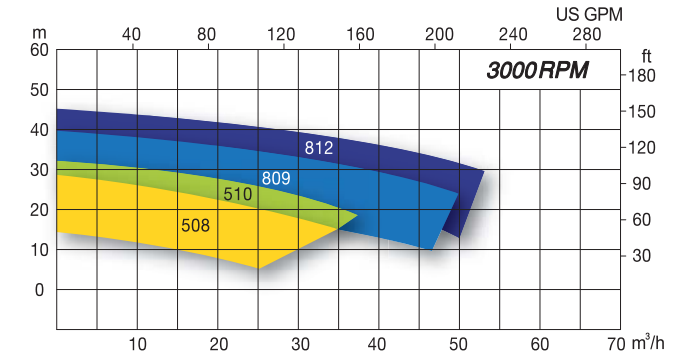
Flushed Mechanical Seal

- Elastomers  
EPDM(STD), Optional - FPM, Perfluoro etc.

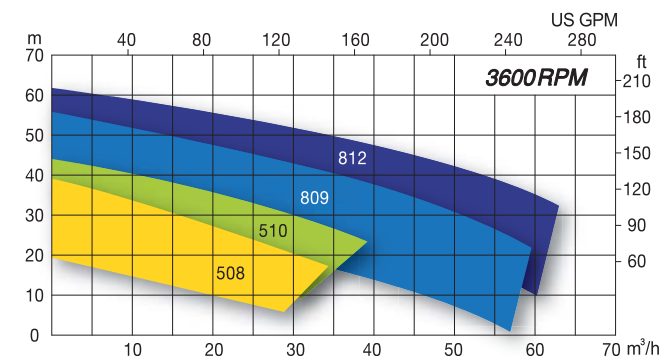
## JEP PERFORMANCE CURVES



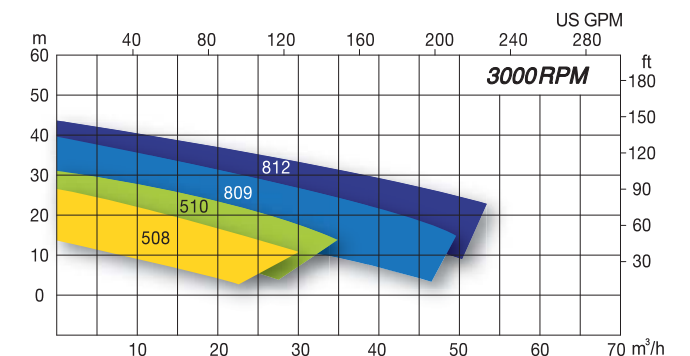
Performance data refer to water at 20°C, Permissible tolerance ±5%



## JEPS PERFORMANCE CURVES

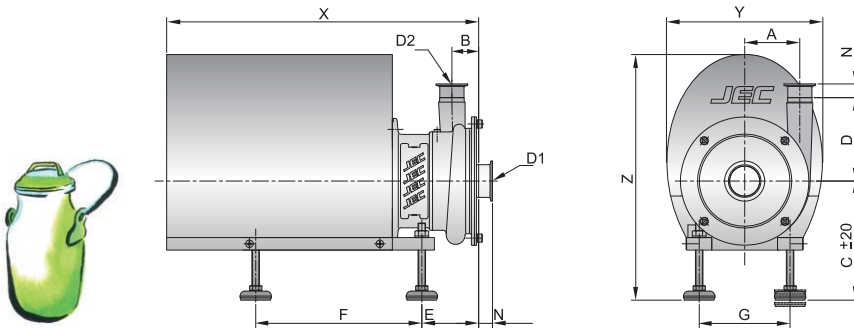


Performance data refer to water at 20°C, Permissible tolerance ±5%





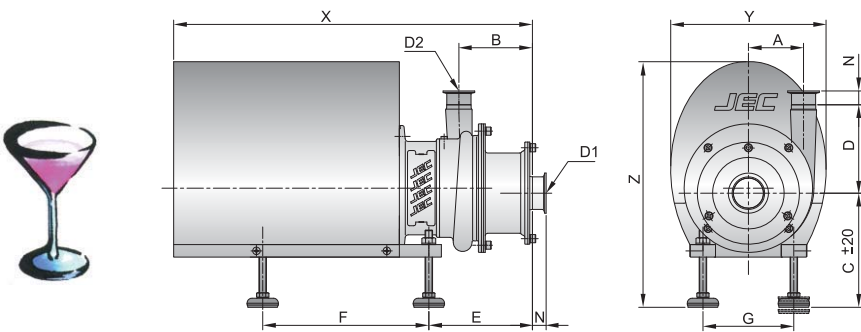
*"The reliable choice for your process"*



■ OUTLINE DIMENSION

Connections / N						
Size	CLAMP	IDF	DIN	SMS	BS	Flange
1,5"	20	25	30	20	26	50
2"	22	27	30	22	26	50
2,5"	26	26	37	26	26	55

Model NO.	Motor / KW	Dimensions											D1 x D2 / STD.	Weight KG	Volume M³
		A	B	C	D	E	F	G	X	Y	Z				
JEP508	0,75 / 1,1	88	40	190	133	88	265	140	495	242	384	2" x 1,5"	37	0,03	
JEP508	1,5 / 2,2	88	40	190	133	88	265	140	495	242	384	2" x 1,5"	41 / 44	0,04	
JEP508	3	88	40	190	133	88	265	140	495	242	384	2" x 1,5"	53	0,05	
JEP510	3,7 / 4	88	40	204	133	95	300	190	558	292	435	2" x 1,5"	62	0,05	
JEP809	5,5 / 7,5	104	54	258	133	104	380	216	635	315	520	2,5" x 2"	87 / 92	0,09	
JEP809	11 / 15 / 18,5	104	54	280	133	134	464	256	753	412	584	2,5" x 2"	141 / 151 / 171	0,14	
JEP812	11 / 15 / 18,5	104	54	280	133	134	464	256	753	412	584	2,5" x 2"	141 / 151 / 171	0,14	



■ OUTLINE DIMENSION

Connections / N						
Size	CLAMP	IDF	DIN	SMS	BS	Flange
1,5"	20	25	30	20	26	50
2"	22	27	30	22	26	50
2,5"	26	26	37	26	26	55

Model NO.	Motor / KW	Dimensions											D1 x D2 / STD.	Weight KG	Volume M³
		A	B	C	D	E	F	G	X	Y	Z				
JEPS08	1,5 / 2,2	88	115	182	141	163	265	140	570	242	392	2" x 1,5"	41 / 44	0,04	
JEPS08	3	88	115	182	141	170	300	190	570	242	445	2" x 1,5"	53	0,05	
JEPS10	3,7 / 4	88	115	196	141	170	300	190	634	292	435	2" x 1,5"	62	0,05	
JEPS809	5,5 / 7,5	104	137	250	143	190	380	216	721	315	520	2,5" x 2"	87 / 92	0,09	
JEPS809	11 / 15 / 18,5	104	137	270	143	220	464	256	853	412	584	2,5" x 2"	141 / 151 / 171	0,14	
JEPS812	11 / 15 / 18,5	104	137	270	143	220	464	256	853	412	584	2,5" x 2"	141 / 151 / 171	0,14	



A VERDER COMPANY

15-26, Beodeul-ro 1362, Paltan-myun, Hwaseong-si, Gyeonggi-do, 18578, Rep. of Korea  
 Tel:+82-31-355-0316, Fax:+82-31-355-0319, www.jecpump.com, E-mail:jec@jecpump.com



**Danmark** Lobe ApS Tlf. +45 7684 3484 Mail: [sales@lobe.dk](mailto:sales@lobe.dk) [www.lobe.dk](http://www.lobe.dk)  
**Norge** Lobe AS Tlf. +47 6710 5000 Mail: [sales@lobe.no](mailto:sales@lobe.no) [www.lobe.no](http://www.lobe.no)