


Pump series MFF



Characteristics

These robust pumps have stainless steel 316L investment cast pump casings and can be equipped with open, semi-open or vortex investment cast impellers in stainless steel 316L or similar. The pumps have a large clearance between the impeller and the pump casing and as a result they can handle solids and fibres without any risk of clogging. Thanks to its solid construction and electropolished design these pumps are the reliable component for your production process.



MFF

- 1 Investment cast stainless steel pump casings
- 2 Large clearance between impeller and pump casing
- 3 Large seal cavity to guarantee liquid circulation around the seal
- 4 Monobloc execution with std. IEC motors
- 5 Standardized mechanical seals to EN 12756
FDA approved bellow mechanical seals or balanced O-ring seals



bellow seal





Your benefits

- Non-clogging, suitable for handling liquids with solids and / or fibres
- Electropolished: higher resistance against corrosion
- Easy & robust construction and easy maintenance: less downtime
- Easy to install
- Solid impellers in investment cast material
- Standard components

Application areas

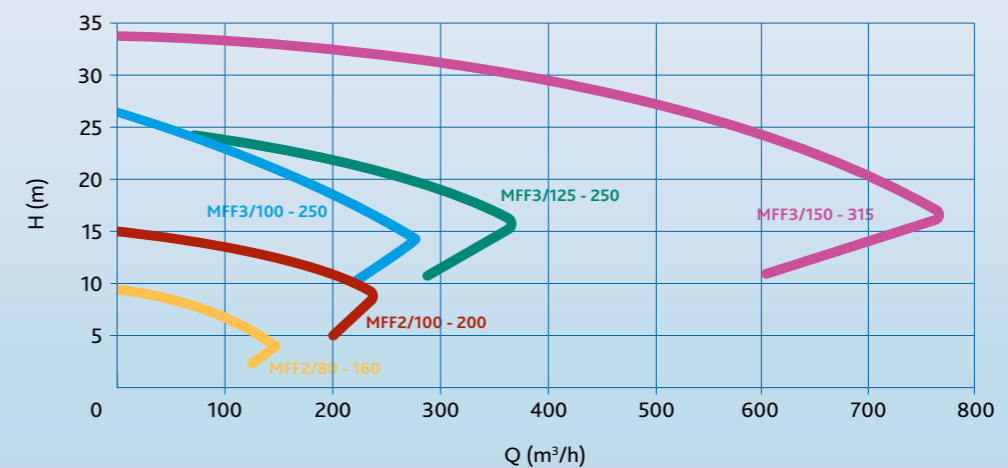
The Packo pumps of the series MFF are used in a wide range of industries and applications. You can find them in just about all industries such as vegetable industry, water treatment and textile industry as well as in e.g. biogas, biodiesel and bioethanol applications.

Typically the pumps are transferring liquids with fibres and solids coming from washing or blanching vegetables, potato waste, circulation of liquids on digesters, etc.

Pump series	MFF
Performance	
max. flow rate	750 m ³ /h
max. differential head	30 m
max. inlet pressure	12 bar
max. liquid viscosity	500 cP
max. temperature	140°C
impeller type	open or vortex
max. free passage	50 mm
max. motor power	250 kW
max. speed	1500/1800 rpm
available frequency	50/60 Hz
Technical specifications	
materials wetted parts	stainless steel 316L or similar
mechanical seal configuration	single bellow, single balanced, quench, double, pressurized barrier
available O-ring materials	EPDM, FKM, FEP-FKM
connections	BSP fittings, flanges according to EN1092-1/01 & 02, ANSI flanges
surface finish	industrial, internal welds not hand polished, electropolished
certificates & legislation	   

Performance curves at 1450 rpm

MFF



Danmark
Lobe ApS
Tlf. +45 7684 3484
Mail: sales@lobe.dk
www.lobe.dk

Norge
Lobe AS
Tlf. +47 6710 5000
Mail: sales@lobe.no
www.lobe.no