


JEC - Always a Step Ahead

JSB SERIES SHEAR BLENDERS



JEC
P U M P S

A VERDER COMPANY

3IP

High Pride
Higher Performance
The Highest Quality



JEC Ltd. specialise in the field of sanitary pumps.

JEC was established in 1990 and started producing sanitary pumps utilising precision cast and pressed parts for the first time in Korea. Since then JEC has been successfully supplying to the process industries centrifugal, rotary, twin screw and self-priming pumps, as well as blenders. JEC pumps are now renowned for reliability both for general duties and special application. JEC's success is built upon high quality manufacture and customer satisfaction Our policy is one of long term vendor partnerships.


Good relations with our customers are prerequisite our growth.

JEC considers exchanging ideas their customers of the highest importance.

It is our belief JEC fully supports to meet customer's expectations and contributes towards their prosperity.

We are always striving to make every effort to start new initiatives.

The JEC philosophy is one of continuous improvement and keeping promises.



Our pride is created by high quality!

In a wide range of products from simple to demanding applications to blend, emulsify, disperse, dissolve and homogenize, JEC JSB series with unique impeller-vane, inducer design enables quick dissolution and hydration of stabilizers, gums, powders, sugars and any fluids requiring sensitive shearing.

Due to configuring impeller-vane design in line with fluid shear rate, JEC JSB series are supremely efficient and rapid in operation and are capable of reducing mixing times by up to 90% when compared to conventional paddles or agitators.

Fully CIP'ability reduces downtime consuming hand cleaning and risks of equipment damage from COP.

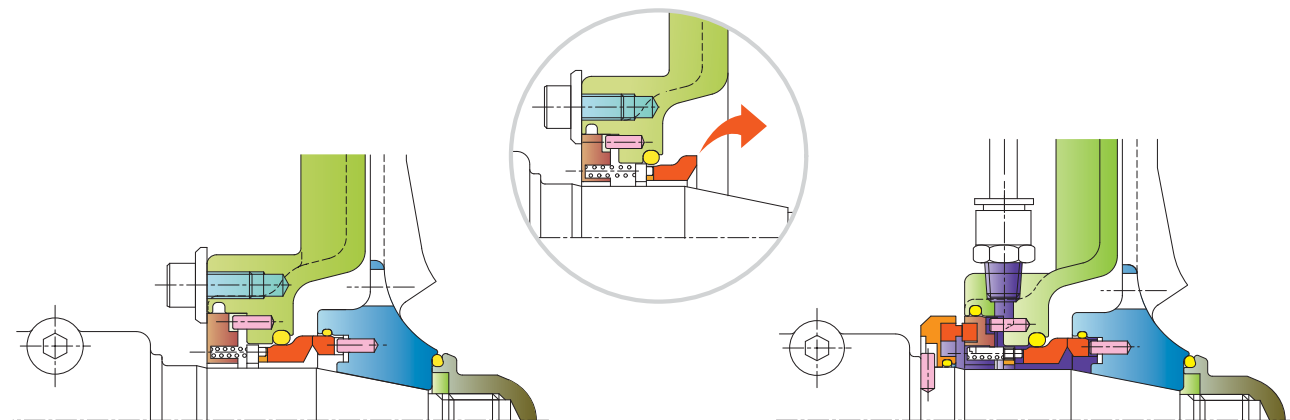


JSB series Shear Blenders

JEC - Always a Step Ahead

- The JEC JSB series Shear blenders are ideally suitable for various applications of skimming milk, formulating, toppings, puddings, making sauces, mixing ice-cream, blending sugar and salad dressing. Also, JSB Series are designed to blend, emulsify, disperse, dissolve and homogenize.
- The blenders come from long-term developed activities and experiences in the production of pumps combined with accumulated knowledge of products and their process.
- Supremely efficient and rapid in operation to shorten processing time by up to 90% when compared to conventional paddles or agitators due to configuring impeller-vane design in line with fluid shear rate.
- All contact parts are SUS 316L stainless steel for pump and funnel.
- CIP' ability being suitable for hygienic and clean process reduces downtime consuming hand cleaning and labor intense of man hours besides the risk of equipment damage from COP.
- Highest capacity and heaviest duty with compact size being accomplished with state-of-art technology and know-how.
- Packing of EPDM standard is designed for severe conditions. Other materials are available as required.
- Easy field interchangeable to centrifugal pumps JCP series by changing impeller.
- The shear blender can deliver capacities up to 80 m³/hr

MECHANICAL SEAL



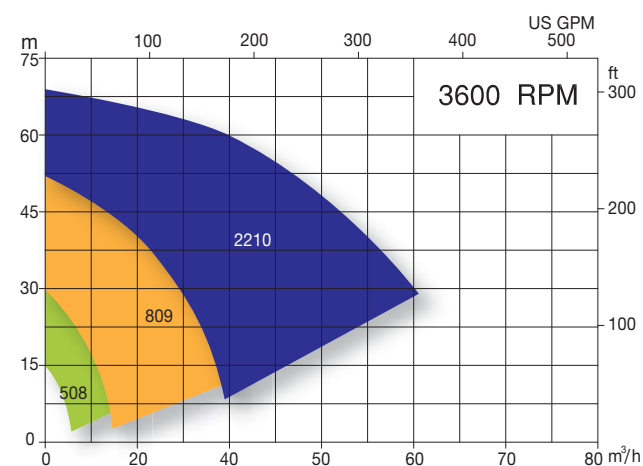
Standard Mechanical Seal

- Face materials
SiC/Carbon(STD), Optional - SiC/SiC

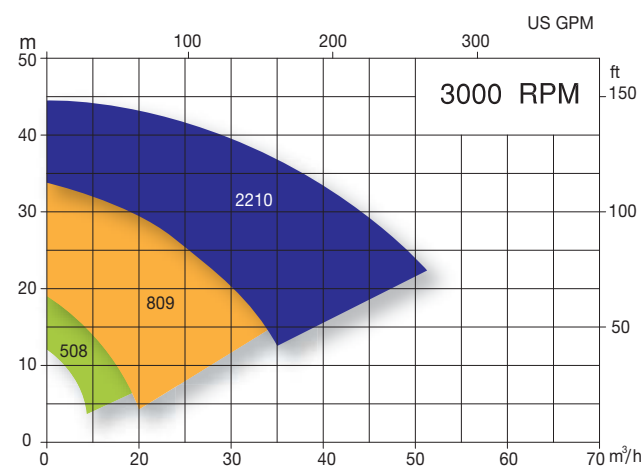
Flushed Mechanical Seal

- Elastomers
EPDM(STD), Optional - FPM, Perfluoro etc.

PERFORMANCE CURVES



Performance data refer to water at 20°C, Permissible tolerance $\pm 5\%$



*“The higher the precision
the longer the span of product life”*



JSP Series Shear Pump

Unique Seal
Self-balanced Front Loading

Unique Impeller - Vane, Inducer

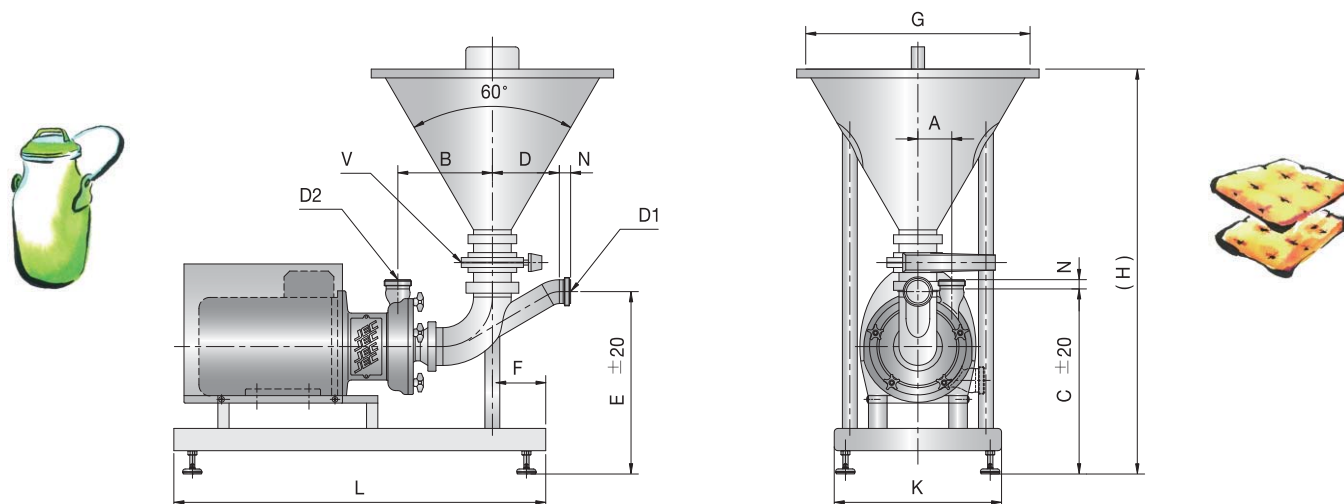


Our pride is created
by high quality!

JEC Sanitary Pumps



"The reliable choice for your process"



■ OUTLINE DIMENSION

MODEL NO.	MOTOR / KW (B3B5)	D1X D2/ STD.	D1X D2/ ALT.	A	B	C	D	E	F	K	L	H	G	V
JSB508	3/4	2"x1,5"	2"x2"	73	196	437	130	379	110	400	800	870	450	3"
JSB508	5,5/7,5	2,5"x2"	2,5"x2,5"	73	272	462	150	460	110	450	1000	1070	600	4"
JSB809	11/15/18,5	2,5"x2,5"	3"x2,5"	91	284	520	150	498	150	600	1200	1130	600	4"
JSB2210	22	3"x2,5"	3"x3"	114	278	570	196	528	150	600	1200	1320	800	4"
JSB2210	30/37	3"x3"	4"x3"	114	278	570	196	528	150	600	1200	1320	800	5"

■ PORT SIZE & WEIGHT

MODEL NO.	MOTOR / KW (B3B5)	WEIGHT/ KG	VOLUME/ m	SIZE	CLMP	CONNECTIONS / N				
						IDF	DIN	SMS	BS	
JSB508	3/4	88/97	0,4	1,5"	20	25	30	20	26	
JSB508	5,5/7,5	145/151	0,8	2"	22	27	30	20	26	
JSB809	11/15/18,5	205/212/227	1,3	2,5"	26	26	35	24	26	
JSB2210	22	210/217/232	1,3	3"	28	28	40	24	26	
JSB2210	30/37	303	1,5	4"	28	28	54	24	26	



JEC
P U M P S

A VERDER COMPANY

15-26, Beodeul-ro 1362, Paltan-myun, Hwaseong-si, Gyeonggi-do, 18578, Rep. of Korea
Tel:+82-31-355-0316, Fax:+82-31-355-0319, www.jecpump.com, E-mail:jec@jecpump.com

lobe

Danmark
Norge

Lobe ApS
Lobe AS

Tlf. +45 7684 3484
Tlf. +47 6710 5000

Mail: sales@lobe.dk
Mail: sales@lobe.no

www.lobe.dk
www.lobe.no